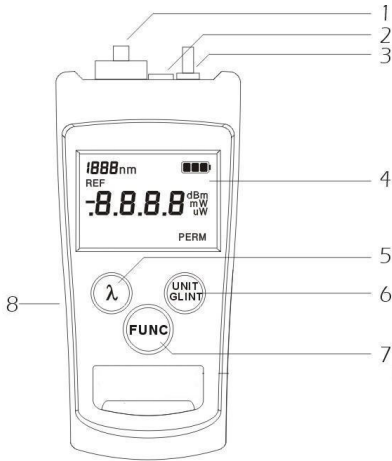


USER'S GUIDE



1	Connector of OPM
2	LED Light
3	Connector of VFL (Optional)
4	LCD
5	Wavelength Shift (only for OPM)
6	Unit Shift (OPM) and GLINT (VFL)
7	Power on/off and Function Shift
8	USB Port for Power Supply

FUNC --- Power ON/OFF

Press the "FUNC" key to turn on the device with auto power off.

Press "FUNC" key for 2s when turn on device, auto power off will be canceled, LCD displays "PERM".


Also press it for 2 seconds to shut the device.

FUNC --- Function Change

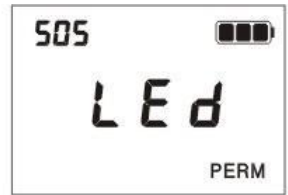
Press the "FUNC" key to change the different optional functions:



OPM



VFL



LED

OPM MODE

Press "λ" to change the wavelengths, Press "λ" 2 seconds for REF setting

Press "UNIT" for 2 seconds to dB testing

VFL MODE

Press "GLINT" to change output mode, Glint or continuous

LED MODE

Press "GLINT" to change output mode, continuous or "SOS" code glint